

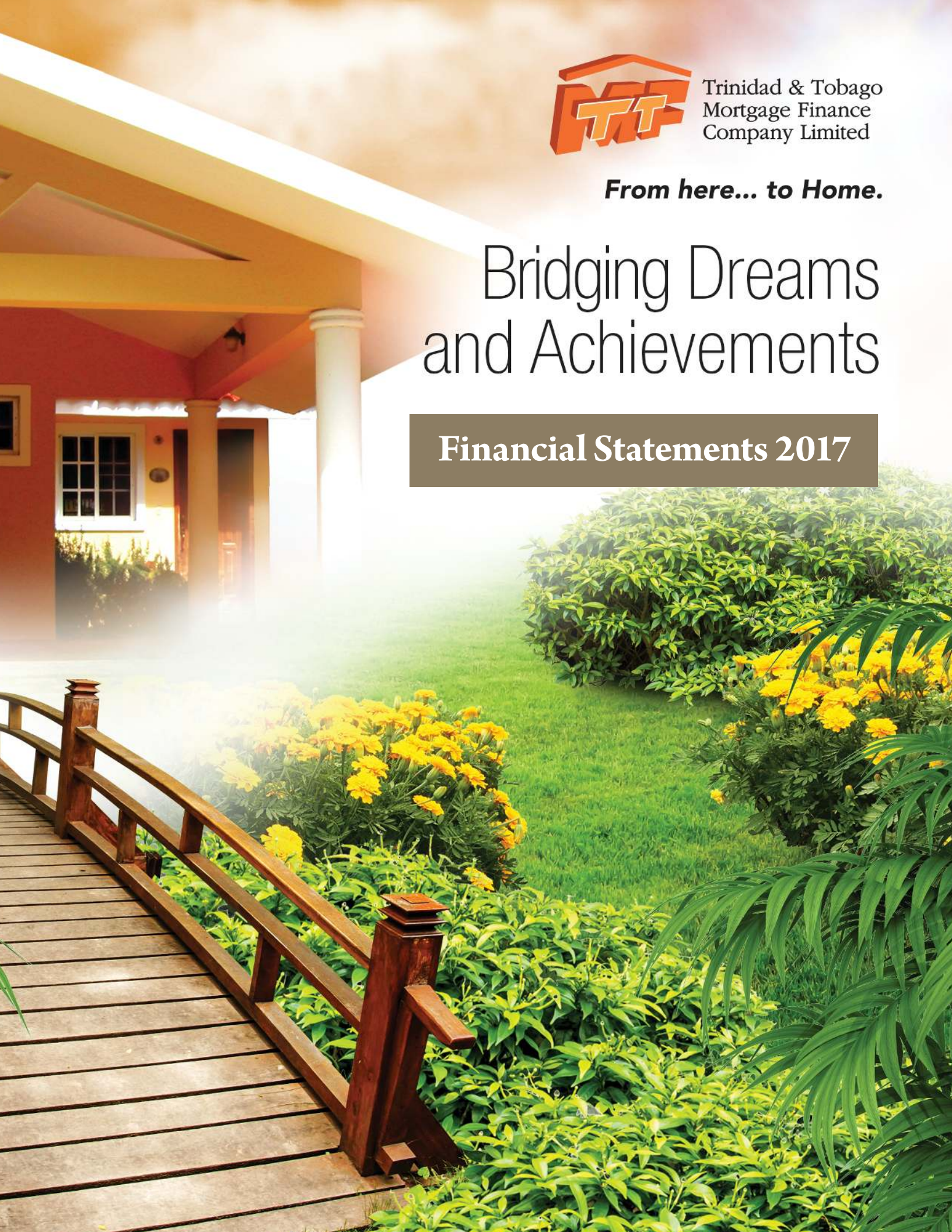


Trinidad & Tobago  
Mortgage Finance  
Company Limited

*From here... to Home.*

# Bridging Dreams and Achievements

**Financial Statements 2017**





## STATEMENT OF MANAGEMENT'S RESPONSIBILITY

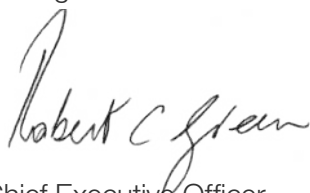
Management is responsible for the following:

- Preparing and fairly presenting the accompanying financial statements of Trinidad and Tobago Mortgage Finance Company Limited, which comprise the statement of financial position as at December 31, 2017, the statements of comprehensive income, changes in equity and cash flows for the year then ended, and a summary of significant accounting policies and other explanatory information;
- Ensuring that the company keeps proper accounting records;
- Selecting appropriate accounting policies and applying them in a consistent manner;
- Implementing, monitoring and evaluating the system of internal control that assures security of the company's assets, detection/prevention of fraud, and the achievement of company operational efficiencies;
- Ensuring that the system of internal control operated effectively during the reporting period;
- Producing reliable financial reporting that comply with laws and regulations, including the Companies Act; and
- Using reasonable and prudent judgement in the determination of estimates.

In preparing these audited financial statements, management utilised the International Financial Reporting Standards, as issued by the International Accounting Standards Board and adopted by the Institute of Chartered Accountants of Trinidad and Tobago. Where International Financial Reporting Standards presented alternative accounting treatments, management chose those considered most appropriate in the circumstances.

Nothing has come to the attention of management to indicate that the company will not remain a going concern for the next twelve months from the reporting date; or up to the date the accompanying financial statements have been authorised for issue, if later.

Management affirms that it has carried out its responsibilities as outlined above.



Chief Executive Officer  
March 27, 2018



Chief Executive Officer  
March 27, 2018

## **INDEPENDENT AUDITOR'S REPORT**

### **TO THE SHAREHOLDERS OF TRINIDAD AND TOBAGO MORTGAGE FINANCE COMPANY LIMITED**

#### **Report on the Audit of the Financial Statements**

##### **Opinion**

We have audited the financial statements of Trinidad and Tobago Mortgage Finance Company Limited ("the Company"), which comprise the statement of financial position as at December 31 2017, and the statement of comprehensive income, statement of changes in equity and statement of cash flows for the year then ended, notes to the financial statements, including a summary of significant accounting policies.

In our opinion, the accompanying financial statements present fairly, in all material respects, the financial position of the Company as at December 31 2017 and its financial performance and its cash flows for the year then ended in accordance with International Financial Reporting Standards ("IFRSs").

##### **Basis for Opinion**

We conducted our audit in accordance with International Standards on Auditing ("ISAs"). Our responsibilities under those standards are further described in the Auditor's Responsibilities for the Audit of the Financial Statements section of our report. We are independent of the Company in accordance with the International Ethics Standards Board for Accountants' Code of Ethics for Professional Accountants ("IESBA Code"), and we have fulfilled our other ethical responsibilities in accordance with the IESBA Code. We believe that the audit evidence we have obtained is sufficient and appropriate to provide a basis for our opinion.

##### **Responsibilities of Management and the Audit Committee for the Financial Statements**

Management is responsible for the preparation and fair presentation of the financial statements in accordance with IFRSs, and for such internal control as management determines is necessary to enable the preparation of financial statements that are free from material misstatement, whether due to fraud or error.

In preparing the financial statements, management is responsible for assessing the Company's ability to continue as a going concern, disclosing, as applicable, matters related to going concern and using the going concern basis of accounting unless management either intends to liquidate the Company or to cease operations, or has no realistic alternative but to do so.

The Audit Committee is responsible for overseeing the Company's financial reporting process.

## **INDEPENDENT AUDITOR'S REPORT**

### **TO THE SHAREHOLDERS OF TRINIDAD AND TOBAGO MORTGAGE FINANCE COMPANY LIMITED**

#### **Report on the Audit of the Financial Statements (Continued)**

##### **Auditor's Responsibilities for the Audit of the Financial Statements**

Our objectives are to obtain reasonable assurance about whether the financial statements as a whole are free from material misstatement, whether due to fraud or error, and to issue an auditor's report that includes our opinion. Reasonable assurance is a high level of assurance, but is not a guarantee that an audit conducted in accordance with ISAs will always detect a material misstatement when it exists. Misstatements can arise from fraud or error and are considered material if, individually or in the aggregate, they could reasonably be expected to influence the economic decisions of users taken on the basis of these financial statements.

As part of an audit in accordance with ISAs, we exercise professional judgment and maintain professional skepticism throughout the audit. We also:

- Identify and assess the risks of material misstatement of the financial statements, whether due to fraud or error, design and perform audit procedures responsive to those risks, and obtain audit evidence that is sufficient and appropriate to provide a basis for our opinion. The risk of not detecting a material misstatement resulting from fraud is higher than for one resulting from error, as fraud may involve collusion, forgery, intentional omissions, misrepresentations, or the override of internal control.
- Obtain an understanding of internal control relevant to the audit in order to design audit procedures that are appropriate in the circumstances, but not for the purpose of expressing an opinion on the effectiveness of the Company's internal control.
- Evaluate the appropriateness of accounting policies used and the reasonableness of accounting estimates and related disclosures made by management.
- Conclude on the appropriateness of management's use of the going concern basis of accounting and based on the audit evidence obtained, whether a material uncertainty exists related to events or conditions that may cast significant doubt on the Company's ability to continue as a going concern. If we conclude that a material uncertainty exists, we are required to draw attention in our auditor's report to the related disclosures in the financial statements or, if such disclosures are inadequate, to modify our opinion. Our conclusions are based on the audit evidence obtained up to the date of our auditor's report. However, future events or conditions may cause the Company to cease to continue as a going concern.
- Evaluate the overall presentation, structure and content of the financial statements, including the disclosures, and whether the financial statements represent the underlying transactions and events in a manner that achieves fair presentation.


## INDEPENDENT AUDITOR'S REPORT

### TO THE SHAREHOLDERS OF TRINIDAD AND TOBAGO MORTGAGE FINANCE COMPANY LIMITED

#### Report on the Audit of the Financial Statements (Continued)

#### Auditor's Responsibilities for the Audit of the Financial Statements (Continued)

We communicate with the Audit Committee regarding, among other matters, the planned scope and timing of the audit and significant audit findings, including any significant deficiencies in internal control that we identify during our audit.

A handwritten signature in black ink, appearing to read "Ernest Young". The signature is written in a cursive style with a long horizontal stroke at the end.

Port of Spain,  
TRINIDAD  
March 27, 2018

**STATEMENT OF FINANCIAL POSITION**  
**AS AT DECEMBER 31 2017**  
(Expressed in Thousands of Trinidad and Tobago dollars)

| <b>ASSETS</b>                         | <b>Notes</b> | <b>2017</b>      | <b>2016</b>      |
|---------------------------------------|--------------|------------------|------------------|
| Cash and cash equivalents             | 4            | 46,561           | 46,561           |
| GORTT Subsidy receivable              | 5a           | 28,057           | 837              |
| Debtors and prepayments               | 6            | 7,227            | 5,916            |
| Investment securities                 | 7            | 252,656          | 252,301          |
| Mortgage loans                        | 8            | 3,546,726        | 3,356,053        |
| Property and equipment                | 9            | 42,644           | 47,018           |
| Deferred tax assets                   | 10           | <u>180,033</u>   | <u>187,552</u>   |
| <b>TOTAL ASSETS</b>                   |              | <u>4,402,363</u> | <u>3,896,238</u> |
| <b>LIABILITIES AND EQUITY</b>         |              |                  |                  |
| <b>LIABILITIES</b>                    |              |                  |                  |
| Prepayments by mortgagors             | 11           | 193,452          | 172,843          |
| Amount due under IDB loan programme   | 12           | 331              | 507              |
| Amount due to HDC                     | 13           | 858              | 858              |
| Sundry creditors and accruals         | 14           | 63,670           | 52,573           |
| Short-term debt                       | 15           | 400,000          | 325,000          |
| Interest payable on debt              |              | 35,364           | 30,382           |
| Long-term debt                        | 16           | 2,699,349        | 2,351,907        |
| Subsidy 2% and 5% mortgage programmes | 5b           | -                | 16,716           |
| Pension plan liability                | 17           | <u>16,554</u>    | <u>15,585</u>    |
| <b>TOTAL LIABILITIES</b>              |              | <u>3,409,577</u> | <u>2,966,371</u> |
| <b>EQUITY</b>                         |              |                  |                  |
| Share capital                         | 18           | 12,408           | 12,408           |
| Retained earnings                     |              | <u>980,377</u>   | <u>917,459</u>   |
| <b>TOTAL EQUITY</b>                   |              | <u>992,785</u>   | <u>929,867</u>   |
| <b>TOTAL EQUITY AND LIABILITIES</b>   |              | <u>4,402,363</u> | <u>3,896,238</u> |

The accompanying notes form an integral part of these financial statements.

On March 27, 2018 the Board of Directors of Trinidad and Tobago Mortgage Finance Company Limited authorised these Financial Statements for issue.

 : Director

 : Director

 : Director

**STATEMENT OF COMPREHENSIVE INCOME  
FOR THE YEAR ENDED DECEMBER 31 2017**

(Expressed in Thousands of Trinidad and Tobago dollars)

|   | Notes  | 2017                  | 2016                  |
|---|--------|-----------------------|-----------------------|
| <b>Income</b>   |        |                       |                       |
| Mortgage interest   |        | 202,529               | 199,687               |
| Net interest expense  | 19     | <u>(57,089)</u>       | <u>(72,226)</u>       |
| <b>Net interest income</b>  |        | 145,440               | 127,461               |
| Investment income   | 20     | 21,433                | 21,463                |
| Rental income   |        | 566                   | 557                   |
| Other income  | 21     | <u>28,581</u>         | <u>22,663</u>         |
|   |        | <u>196,020</u>        | <u>172,144</u>        |
| <b>Expenses</b>   |        |                       |                       |
| Administration  | 22     | (73,945)              | (60,840)              |
| Loan impairment expense   | 8      | (873)                 | (4,824)               |
| Building expenses   |        | <u>(6,396)</u>        | <u>(5,753)</u>        |
|   |        | <u>(81,214)</u>       | <u>(71,417)</u>       |
| Net income before tax   |        | 114,806               | 100,727               |
| Taxation (expense)/income   | 24     | <u>{10,106}</u>       | <u>19,798</u>         |
| <b>Net income after taxation</b>  |        | <u>104,700</u>        | <u>120,525</u>        |
| <b>Other comprehensive income, net of taxes<br/>Items that will not be reclassified subsequently<br/>to profit or loss:</b> |        |                       |                       |
| - Re-measurement losses on defined benefit plans  | 17 (c) | (2,131)               | (9,582)               |
| - Income tax credit   | 10     | <u>640</u>            | <u>3,048</u>          |
| <b>Other comprehensive loss for the year, net of tax</b>  |        | <u>(1,491)</u>        | <u>(6,534)</u>        |
| <b>Total comprehensive income for the year</b>  |        | <u><b>103,209</b></u> | <u><b>113,991</b></u> |

The accompanying notes form an integral part of these financial statements.



**STATEMENT OF CHANGES IN EQUITY  
FOR THE YEAR ENDED DECEMBER 31 2017**

(Expressed in Thousands of Trinidad and Tobago dollars)

|                                       | Notes | Share<br>Capital | Retained<br>earnings | Total          |
|---------------------------------------|-------|------------------|----------------------|----------------|
| <b>Balance at December 31 2015</b>    |       | <u>12,408</u>    | <u>836,695</u>       | <u>849,103</u> |
| Net income for the period             |       | –                | 120,525              | 120,525        |
| Other comprehensive loss for the year |       | –                | (6,534)              | (6,534)        |
| Dividends paid                        | 31    | –                | (33,227)             | (33,227)       |
| <b>Balance at December 31 2016</b>    |       | <u>12,408</u>    | <u>917,459</u>       | <u>929,867</u> |
| Net income for the period             |       | –                | 104,700              | 104,700        |
| Other comprehensive loss for the year |       | –                | (1,491)              | (1,491)        |
| Dividends paid                        | 31    | –                | (40,291)             | (40,291)       |
| <b>Balance at December 31 2017</b>    |       | <u>12,408</u>    | <u>980,377</u>       | <u>992,785</u> |

The accompanying notes form an integral part of these financial statements.

**STATEMENT OF CASH FLOWS  
FOR THE YEAR ENDED DECEMBER 31 2017**

(Expressed in Thousands of Trinidad and Tobago dollars)

|   | Notes | 2017            | 2016             |
|---|-------|-----------------|------------------|
| <b>Cash flows from operating activities</b>       |       |                 |                  |
| Net income before tax                             |       | 114,806         | 100,727          |
| Adjustments for                                   |       |                 |                  |
| Depreciation                                      | 23    | 4,999           | 4,848            |
| Loss on sale of property and equipment            |       | 302             | 12               |
| Amortisation of discount on investment securities |       | (355)           | (163)            |
| Amortised subsidy 2% and 5% mortgage programmes   | 16    | (16,716}        | (52,211)         |
| Accretion on long-term debt                       |       | 6,534           | 5,419            |
| Surplus before working capital changes            |       | <b>109,570</b>  | <b>58,632</b>    |
| (Increase)/decrease in debtors and prepayments    |       | (28,531)        | 1,614            |
| Increase in mortgages                             |       | (190,673)       | (241,550)        |
| Increase in prepayment by mortgagors              |       | 20,609          | 32,054           |
| Decrease in amount due under IDB loan programme   |       | (176)           | (912)            |
| Decrease in amount due to HDC                     |       | –               | (1,151)          |
| Increase in sundry creditors and accruals         |       | 11,097          | 2,913            |
| Increase in pension liability                     | 18    | {1,162)         | (1,046)          |
| Increase in interest payable on debt              |       | 4,982           | 1,911            |
| Taxes paid  |       | (1,947)         | (1,803)          |
| Net cash used in operating activities             |       | <u>(76,231)</u> | <u>(149,338)</u> |

The accompanying notes form an integral part of these financial statements.

**STATEMENT OF CASH FLOWS**  
**FOR THE YEAR ENDED DECEMBER 31 2017**  
(Expressed in Thousands of Trinidad and Tobago dollars)  
(Continued)

|  | Notes | 2017                  | 2016                 |
|--|-------|-----------------------|----------------------|
| <b>Cash flows from investing activities</b>            |       |                       |                      |
| Purchase of fixed assets                               | 9     | (2,483)               | (5,979)              |
| Proceeds from sale of fixed assets                     |       | <u>1,556</u>          | <u>300</u>           |
| Net cash used in investing activities                  |       | <u>(927)</u>          | <u>(5,679)</u>       |
| <b>Cash flows from financing activities</b>            |       |                       |                      |
| Proceeds from debt                                     |       | 911,400               | 714,451              |
| Repayments on debt                                     |       | (495,492)             | (514,170)            |
| Dividends paid   | 31    | <u>(40,291)</u>       | <u>(33,227)</u>      |
| Net cash generated from/(used in) financing activities |       | <u>375,617</u>        | <u>167,054</u>       |
| Net increase in cash and cash equivalents              |       | 298,459               | 12,037               |
| Cash and cash equivalents at the beginning of year     |       | <u>46,561</u>         | <u>34,524</u>        |
| <b>Cash and cash equivalents at the end of year</b>    | 4     | <u><u>345,020</u></u> | <u><u>46,561</u></u> |
| <b>Supplemental information</b>                        |       |                       |                      |
| Interest received                                      |       | 196,627               | 221,970              |
| Interest paid  |       | 127,140               | 114,432              |

The accompanying notes form an integral part of these financial statements.

**NOTES TO THE FINANCIAL STATEMENTS  
FOR THE YEAR ENDED DECEMBER 31 2017**  
(Expressed in Thousands of Trinidad and Tobago dollars)

**1. Incorporation and principal activity**

Trinidad and Tobago Mortgage Finance Company Limited (TTFM) or the 'Company' is incorporated in the Republic of Trinidad and Tobago and provides mortgage financing secured by residential property. The Company is also an "approved mortgage company" under the provisions of the Housing Act, Ch. 33:01. The Company is a subsidiary of The National Insurance Board which is a statutory board under the National Insurance Act.

The registered office is located at 61 Dundonald Street, Port of Spain.

**2. Significant accounting policies**

The principal accounting policies applied in the preparation of these Financial Statements are set out below. These policies have been consistently applied to all the years presented, unless otherwise stated.

**a) Basis of preparation**

The financial statements of the Company are prepared in accordance with International Financial Reporting Standards (IFRS), and are stated in thousands of Trinidad and Tobago dollars. These financial statements have been prepared on a historical cost basis.

The preparation of financial statements in conformity with IFRS requires the use of certain critical accounting estimates. It also requires management to exercise its judgment in the process of applying the Company's accounting policies. The areas involving a higher degree of judgment or complexity, or areas where assumptions and estimates are significant to the financial statements are disclosed in Note 3.

**b) Changes in accounting policy**

**i) *New standard and amendment/revision to published standards and interpretations effective in 2016***

The following amendments to published standards are mandatory for the Company's accounting periods beginning on or after 1 January 2017:

**IAS 7 Disclosure Initiative -Amendments to IAS 7**

The amendments require entities to provide disclosures about changes in their liabilities arising from financing activities, including both changes arising from cash flows and non-cash changes

The amendments have no impact on the Company's financial position or performance.

**IAS 12 Recognition of Deferred Tax Assets for Unrealised Losses - Amendments to IAS 12**

The amendments to IAS 12 clarify the following:

- Decreases below cost in the carrying amount of a fixed-rate debt instrument measured at fair value for which the tax base remains at cost give rise to a deductible temporary difference, irrespective of whether the debt instrument's holder expects to recover the carrying amount of the debt instrument by sale or by use, or whether it is probable that the issuer will pay all the contractual cash flows;
- An entity needs to consider whether tax law restricts the sources of taxable profits against which it may make deductions on the reversal of deductible temporary difference related to unrealised losses.

Furthermore, the amendments provide guidance on how an entity should determine future taxable profits and explain the circumstances in which taxable profit may include the recovery of some assets for more than their carrying amount.

The amendments have no impact on the Company's financial position or performance.

**NOTES TO THE FINANCIAL STATEMENTS  
FOR THE YEAR ENDED DECEMBER 31 2017**  
(Expressed in Thousands of Trinidad and Tobago dollars)  
(continued)

**2. Significant accounting policies (continued)**

**b) Changes in accounting policy (continued)**

**ii) *New standards and amendments/revisions to published standards and interpretations effective in 2017 but not applicable to the Company***

The following new IFRS standard and amendments that have been issued do not apply to the activities of the Company:

- **Amendments to IFRS 12 Disclosure of Interests in Other Entities: Clarification of the scope of the disclosure requirements in IFRS 12**

The amendments clarify the scope of IFRS 12 by specifying that its disclosure requirements, except for those in paragraphs B 10-B 16 (summarized financial information for subsidiaries, joint ventures and associates), apply to an entity's interests irrespective of whether they are classified (or included in a disposal group that is classified) as held for sale or as discontinued operations in accordance with IFRS 5 Noncurrent Assets Held for Sale and Discontinued Operations.

The Company does not prepare consolidated financial statements and as such the amendments have no impact on the Company's financial statements.

**iii) *New standards, interpretations and revised or amended standards that are not yet effective and have not been early adopted by the Company***

The following is a list of new IFRS standards and amendments issued that are not yet effective and have not been early adopted by the Company. The Company has not yet assessed the impact of these new standards and amendments, but if applicable, the Company intends to adopt these standards/amendments when they become effective.

**Effective 1 January 2018:**

- Amendments to IAS 40 Investment Property: Transfers of Investment Property
- Amendments to IFRS 2 Share-based Payments: Classification and Measurement of Share-based Payment Transaction
- Amendments to IFRS 4 Insurance Contracts: Applying IFRS 9 Financial Instruments with IFRS 4 Insurance Contracts
- IFRS 9 Financial Instruments
- IFRS 10 and IAS 28 - Amendments - Sale or Contribution of Assets between an Investor and its Associate or Joint Venture - In December 2015, the IASB deferred the effective date of the amendments until such time it has finalised any amendments that results from its research project on the equity method of accounting
- IFRS 15 Revenue from Contracts with Customers
- IFRIC 22 Foreign Currency Transactions and Advance Consideration

**Effective 1 January 2019:**

- IFRS 16 Leases
- IFRIC 23 Uncertainty over income tax treatments

**Effective 1 January 2021:**

- IFRS 17 Insurance Contracts

**NOTES TO THE FINANCIAL STATEMENTS  
FOR THE YEAR ENDED DECEMBER 31 2017**  
(Expressed in Thousands of Trinidad and Tobago dollars)  
(continued)

**2. Significant accounting policies** (continued)

**b) Changes in accounting policy** (continued)

**iii) *New standards, interpretations and revised or amended standards that are not yet effective and have not been early adopted by the Company*** (continued)

IFRS 9 replaces IAS 39 Financial Instruments: Recognition and Measurement, and brings together three main aspects of accounting for financial instruments: classification and measurement, impairment and hedge accounting. The Company plans to adopt IFRS 9 on the required effective date, that is, 1 January 2018.

The impact of the initial application of IFRS 9 is not reasonably estimable as at the date of approval of the Company's financial statements.

For all other standards, interpretations and amendments effective 1 January 2018, the Company is currently evaluating the impact of adoption, but does not anticipate they would have a material impact on its financial statements.

**c) Financial instruments**

The Company's financial assets and liabilities are recognised in the statement of financial position when it becomes party to the contractual obligations of the instrument. Financial assets are initially recognised at fair value plus transaction costs for all financial assets not carried at fair value through profit or loss.

The Company derecognises its financial assets when the rights to receive cash flows from the assets have expired or where the Company has transferred substantially all risks and rewards of ownership.

Financial liabilities are derecognised only when the obligation under the liability is discharged, cancelled or expires. All "regular way" purchases and sales are recognised on the trade date, which is the date that the Company commits to purchase or sell the instrument.

**d) Investment securities**

The Company classifies its investment securities as held-to-maturity financial assets. Held-to-maturity financial assets are non-derivative financial assets with fixed or determinable payments and fixed maturities that the Company's management has the positive intention and ability to hold to maturity.

After initial measurement, held-to-maturity financial investments are subsequently measured at amortised cost, less allowance for impairment. Premiums and discounts are amortised over the life of the instrument using the effective interest rate method. The amortization of premiums and discounts is taken to the Statement of Comprehensive Income.

**e) Mortgage loans**

Mortgage loans are financial assets provided directly to a customer. These carry fixed or determinable payments and are not quoted in an active market. Mortgage loans are carried at amortised cost using the effective interest method, less provision for impairment.

## **NOTES TO THE FINANCIAL STATEMENTS FOR THE YEAR ENDED DECEMBER 31 2017**

(Expressed in Thousands of Trinidad and Tobago dollars)

(continued)

### **2. Significant accounting policies (continued)**

#### **f) Impairment of financial assets**

Financial assets are impaired when the carrying value is greater than the recoverable amount and there is objective evidence of impairment. The recoverable amount is the present value of the future cash flows.

Provision for impairment is assessed for all loans where there is objective evidence that the full amount due to the Company would not be repaid. The allowance recognised is measured as the difference between the asset's carrying amount and the present value of estimated future cash flows discounted for the period of time to sell at the asset's original effective interest rate.

When properties are seized by the Company, provisions are also made for the differences between the carrying value of the mortgages and the value of the related properties in the possession of the Company at the balance sheet date.

Any change in provisions required is recorded in the income statement and other comprehensive income.

#### **g) Property and equipment**

All property and equipment are stated at historical cost less depreciation. Historical cost includes expenditure that is directly attributable to the acquisition of the items. Subsequent costs are included in the asset's carrying amount or are recognised as a separate asset, as appropriate, only when it is probable that future economic benefits associated with the item will flow to the Company and the cost of the item can be measured reliably.

All other repairs and maintenance are charged to other operating expenses during the financial period in which they are incurred.

Land is not depreciated as it is deemed to have an infinite life. Artwork is not depreciated as it is deemed to appreciate in value. Depreciation of other assets is calculated using the straight-line method to allocate their cost to their residual values over their estimated useful lives, as follows:

|                         |   |           |
|-------------------------|---|-----------|
| Office buildings        | - | 2 to 33⅓% |
| Motor vehicles          | - | 25%       |
| Furniture and equipment | - | 12½%      |
| Computer equipment      | - | 20 to 25% |

Property and equipment are reviewed periodically for impairment. Where the carrying amount of an asset is greater than its estimated recoverable amount, it is written down immediately to its recoverable amount.

Gains and losses on disposals of property and equipment are determined by reference to their carrying amounts and are taken into the statement of comprehensive income.

#### **h) Cash and cash equivalents**

Cash and cash equivalents are defined as cash on hand, bank overdraft, demand deposits and short-term, highly liquid investments readily convertible to known amounts of cash with original maturities of three months or less and subject to insignificant risks of change in value.

## **NOTES TO THE FINANCIAL STATEMENTS FOR THE YEAR ENDED DECEMBER 31 2017**

(Expressed in Thousands of Trinidad and Tobago dollars)

(continued)

### **2. Significant accounting policies (continued)**

#### **i) Provisions**

Provisions are recognised when the Company has a present legal or constructive obligation as a result of past events from which, it is probable that an outflow of resources embodying economic benefits will be required to settle the obligation, and a reliable estimate of the amount of the obligation can be made.

Employee entitlements to annual leave and long service leave are recognised when they accrue to employees. A provision is made for the estimated liability for annual leave and long service leave as a result of services rendered by employees up to the statement of financial position date.

Provisions are measured at the present value of the expenditures expected to be required to settle the obligation using a pre-tax rate that reflects current market assessments of the time value of money and the risks specific to the obligation.

#### **j) Employee benefits**

The Company operates a defined benefit plan, the assets of which are held in a separate trustee-administered fund. The pension plan is funded by payments from employees and by the Company, taking into account the recommendations of an independent qualified actuary. A defined benefit plan is a pension plan that defines an amount of pension benefit that an employee will receive on retirement, usually dependent on one or more factors, such as age, years of service and compensation.

The asset/liability recognised in the statement of financial position in respect of defined benefit pension plans is the present value of the defined benefit obligation at the statement of financial position date less the fair value of plan assets, together with adjustments for unrecognised actuarial gains or losses and past service costs. The defined benefit obligation is calculated annually by independent actuaries using the projected unit credit method. Under this method, the cost of providing pensions is charged to the income statement so as to spread the regular cost over the service lives of the employees.

The present value of the defined benefit obligation is determined by discounting the estimated future cash outflows using interest rates of high-quality corporate bonds that are denominated in the currency in which the benefits will be paid, and that have terms to maturity approximating the terms of the related pension liability.

Re-measurement of the net defined benefit liability, which comprise of actuarial gains and losses and the return on Plan assets (excluding interest) are recognised immediately through the statement of comprehensive income.

The defined benefit plan mainly exposes the Company to actuarial risks such as investment risk, inherent rate risk and longevity risks.

Past service cost is recognised as an expense at the earlier of the date when a plan amendment or curtailment occurs and the date when an entity recognises any termination benefits or related restructuring costs.

#### **k) Financial liabilities**

##### ***Initial recognition and measurement***

Financial liabilities are recognized initially at fair value net of transactions costs, and subsequently measured at amortised cost using the effective interest rate (EIR) method. Gains and losses are recognised in profit or loss when the liabilities are derecognised as well as through the EIR amortisation process. Amortised cost is calculated by taking into account any discount or premium on acquisition and fees or costs that are an integral part of the EIR. The EIR amortisation is included in Net Interest Expense in the statement of comprehensive income.

## **NOTES TO THE FINANCIAL STATEMENTS FOR THE YEAR ENDED DECEMBER 31 2017**

(Expressed in Thousands of Trinidad and Tobago dollars)

(continued)

### **2. Significant accounting policies (continued)**

#### **k) Financial liabilities**

##### ***Derecognition***

A financial liability is derecognised when the obligation under the liability is discharged, cancelled or has expired. When an existing financial liability is replaced by another from the same lender on substantially different terms, or the terms of an existing liability are substantially modified, such an exchange or modification is treated as the derecognition of the original liability and the recognition of a new liability. The difference in the respective carrying amounts is recognised in the statement of profit or loss.

#### **l) Taxation**

##### ***Current tax***

The tax currently payable is based on taxable profit for the year. Taxable profit differs from profit as reported in the income statement and other comprehensive income because it excludes items of income or expense that are taxable or deductible in other years and it further excludes items that are never taxable or deductible. The Company's liability for current tax is calculated using tax rates that have been enacted or substantively enacted by the statement of financial position date.

##### ***Deferred tax***

Deferred income tax is provided in full, using the liability method, on temporary differences arising between the tax bases of assets and liabilities and their carrying amounts in the financial statements. Deferred income tax is determined using tax rates (and laws) that have been enacted or substantially enacted by the statement of financial position date and are expected to apply when the related deferred income tax asset is realized or the deferred income tax liability is settled.

Deferred tax assets are recognised where it is probable that future taxable profit will be available against which the temporary differences can be utilized. The tax effects of income tax losses available for carry forward are recognised as an asset when it is probable that future taxable profits will be available against which these losses can be utilized.

#### **m) Foreign currency**

Monetary assets and liabilities denominated in foreign currencies are expressed in Trinidad and Tobago dollars at rates of exchange ruling on December 31 2017. All revenue and expenditure transactions denominated in foreign currencies are translated at the buying (cash) rate of our bankers and the resulting profits and losses on exchange from these trading activities are dealt with in the statement of comprehensive income.

#### **n) Revenue recognition**

##### ***Mortgage loans***

Income from mortgage loans, including origination fees, is recognised on an amortised basis. Interest is accounted for on the accrual basis except where a loan becomes contractually three months in arrears and the interest is suspended and then accounted for on a cash basis of at least 6 months subsequent to the loan being brought up to date.

##### ***Investment income***

Interest income is recognised in the statement of comprehensive income as it accrues, taking into account the effective yield of the asset or an applicable floating rate. Interest income includes the amortization of any discount or premium.

Rental income under operating leases is recognised in the statement of comprehensive income on a straight line basis over the term of the lease.



## **NOTES TO THE FINANCIAL STATEMENTS FOR THE YEAR ENDED DECEMBER 31 2017**

(Expressed in Thousands of Trinidad and Tobago dollars)

(continued)

### **2. Significant accounting policies (continued)**

#### **n) Revenue recognition (continued)**

##### ***Fees and commissions***

Unless included in the effective interest calculation, fees are recognised on an accrual basis as the service is provided. Fees and commissions not integral to the effective interest arising from negotiating or participating in the negotiation of a transaction from a third party are recognised on completion of the underlying transaction. Portfolio and other management advisory and service fees are recognised based on the applicable service contract.

##### ***Other income and expenditure***

Other income and expenditure, inclusive of borrowing costs and related government subsidies are brought into account on the accrual basis.

#### **o) Mortgage agency business**

The Company manages the disbursement and collection of mortgage loans on behalf of other mortgage companies. The loan portfolios managed under these agreements totalled \$589.3 million (2016: \$339.5 million) and is not reflected in these financial statements.

#### **p) Share capital**

Ordinary shares are classified as equity. Incremental external costs directly attributable to the issue of new shares, other than in connection with business combinations, are shown in equity as a deduction, net of tax, from the proceeds. Share issue costs incurred directly in connection with a business are included in the cost of acquisition.

#### **q) Capitalized transaction costs**

The costs incurred in the issue of bonds for investment in housing is amortised over the duration of the respective bond issue (see Note 16).

#### **r) Dividend distribution**

Dividend distribution to the Company's shareholders is recognised as a liability in the financial statements in the period in which the dividends are approved.

### **3. Critical accounting judgments and key sources of estimation uncertainty**

#### ***Key sources of estimation uncertainty***

The preparation of the financial statements in conformity with generally accepted accounting principles requires the use of estimates and assumptions that affect the reported amounts of assets and liabilities and disclosure of contingent assets and liabilities at the date of the financial statements and the reported amounts of revenues and expenses during the reporting period. Although these estimates are based on management's best knowledge of current events and actions, actual results ultimately may differ from those estimates.

The estimates and underlying assumptions are reviewed on an on-going basis. Revisions to accounting estimates are recognised in the period in which the estimate is revised if the revision affects only that period or in the period of the revision and future periods if the revision affects both current and future periods.

**NOTES TO THE FINANCIAL STATEMENTS  
FOR THE YEAR ENDED DECEMBER 31 2017**  
(Expressed in Thousands of Trinidad and Tobago dollars)  
(continued)

**3. Critical accounting judgments and key sources of estimation uncertainty (continued)**

***Critical accounting judgments***

The following are the critical judgments, apart from those involving estimations that management has made in the process of applying the Company's accounting policies that have the most significant effect on the amounts recognised in financial statements.

**a) *Deferred tax asset***

In calculating the provision for deferred taxation, management uses judgment to determine the possibility that future taxable profits will be available to facilitate utilization of taxable losses which have arisen at the statement of financial position date. These are detailed in Note 10.

**b) *Impairment of financial assets***

Management makes judgments at the end of the reporting period to determine whether financial assets are impaired when the carrying value is greater than the recoverable amount and there is objective evidence of impairment. The recoverable amount is the present value of the future cash flows. These are detailed in Note 8.

**c) *Net pension liability***

In conducting valuation exercises to measure the effect of employees benefit plans throughout the Company, judgment is used and assumptions are made, in determining discount rates, salary increases, National Insurance ceiling increases, pension increases and the rate of return on the assets of the Plan. These are detailed in Note 17.

| <b>4. Cash and cash equivalents</b> | <b>2017</b>    | <b>2016</b>   |
|-------------------------------------|----------------|---------------|
| Cash in hand                        | 738            | 237           |
| Cash at bank                        | <u>344,282</u> | <u>46,324</u> |
|                                     | <u>345,020</u> | <u>46,561</u> |

The average effective interest rate on cash and cash equivalents for the current year is 0.00% (2016: 0.00%).

The Company has a credit line for \$25 million with Citibank T & T Limited secured by a lien of \$22.64 million of the government guaranteed Trinidad and Tobago Housing Development Corporation Fixed Rate Bond \$228 million. An unsecured overdraft facility for \$25 million with Republic Bank Limited is also maintained.

| <b>5. a. GORTT subsidy receivable</b>     | <b>2017</b>   | <b>2016</b> |
|---|---------------|-------------|
| Subsidy on \$200M Bond                    | 653           | 837         |
| Subsidy on 2% and 5% graduated programmes | <u>27,404</u> | <u>-</u>    |
|   | <u>28,057</u> | <u>837</u>  |

**b. Subsidy 2 % and 5% mortgage programmes**

**Subsidy on Mortgages**

The Company is the Government's partner in the provision of mortgage financing for affordable housing. The facility is provided to qualifying citizens at subsidized rates of interest through a Government subsidy.

**NOTES TO THE FINANCIAL STATEMENTS  
FOR THE YEAR ENDED DECEMBER 31 2017**  
(Expressed in Thousands of Trinidad and Tobago dollars)  
(continued)

5. **a. GORTT subsidy receivable** (continued)

**b. Subsidy 2 % and 5% mortgage programmes** (continued)

**Subsidy on Mortgages** (continued)

Amounts of \$200 million and \$45 million were received from the GOTT in June 2007 and August 2017 respectively to assist with the financing and the provision of affordable housing at subsidized rates of interest to citizens of Trinidad and Tobago. This subsidy also compensates TTMF for the overall administration of this portfolio. The subsidy is being released to income on an amortised basis over the duration of the subsidized mortgages, with the interest element of the subsidy being net off against interest expense and the administration fees being recognised in other income.

**Subsidy on Bonds**

The subsidy received from the GOIT is calculated on a quarterly basis as the difference between the cost of the bonds, plus an administrative fee, and the effective rate of return on the Company's mortgage loans, over the term of the bonds. This enabled the Company to lend at specified mortgage interest rates under the approved mortgage company programme. This is recognised on the accrual basis and is net off against interest expense in the statement of comprehensive income.

|  | <b>2017</b>     | <b>2016</b>     |
|--|-----------------|-----------------|
| Grant balance at beginning                 | 16,716          | 68,927          |
| Add: Receipts from GORTT                   | <u>45,734</u>   | <u>-</u>        |
| Total                                      | <u>62,450</u>   | <u>68,927</u>   |
| Less amounts released:                     |                 |                 |
| Interest expense (Note 19)                 | (75,034)        | (42,396)        |
| Other                                      | <u>(15,473)</u> | <u>(9,815)</u>  |
| Total                                      | <u>(90,507)</u> | <u>(52,211)</u> |
| Amount deferred                            | (28,057)        | 16,716          |
| Amounts reclassified to subsidy receivable | <u>28,507</u>   | <u>-</u>        |
|  | <u>-</u>        | <u>16,716</u>   |

6. **Debtors and prepayments**

|                                    | <b>2017</b>  | <b>2016</b>  |
|------------------------------------|--------------|--------------|
| Interest receivable on investments | 4,567        | 4,567        |
| IDB service fee                    | 158          | 189          |
| Staff debtors                      | 288          | 379          |
| Other                              | <u>2,214</u> | <u>781</u>   |
|                                    | <u>7,227</u> | <u>5,916</u> |

**NOTES TO THE FINANCIAL STATEMENTS  
FOR THE YEAR ENDED DECEMBER 31 2017**

(Expressed in Thousands of Trinidad and Tobago dollars)

(continued)

| <b>7. Investment securities</b>    | <b>2017</b>    | <b>2016</b>    |
|------------------------------------|----------------|----------------|
| <b>Securities held-to-maturity</b> |                |                |
| HDC Fixed Rate 8.5% Bond           | 226,625        | 226,238        |
| NIPDEC 6.55% Bond                  | <u>26,031</u>  | <u>26,063</u>  |
|                                    | <u>252,656</u> | <u>252,301</u> |

The average effective interest rate on held-to-maturity securities for the current year is 8.49% (2016: 8.30%). As at the year end the fair value of investment securities classified as held to maturity amounted to \$296.67 million (2016: \$302.37 million).

| <b>8. Mortgage loans</b>         | <b>2017</b>      | <b>2016</b>      |
|----------------------------------|------------------|------------------|
| a) Gross mortgages               | 3,561,458        | 3,372,853        |
| Add: Recoveries cost             | 9,801            | 7,236            |
| Less: Net interest prepaid       | (5,329)          | (5,184)          |
| Less: Impairment provision (8 b) | <u>(19,204)</u>  | <u>(18,852)</u>  |
| Net balance                      | <u>3,546,726</u> | <u>3,356,053</u> |
| b) Impairment provision:         |                  |                  |
| Balance at beginning             | 18,852           | 15,289           |
| Amounts written off              | (521)            | (1,261)          |
| Impairment expense for the year  | <u>873</u>       | <u>4,824</u>     |
| Balance at end                   | <u>19,204</u>    | <u>18,852</u>    |
| Individual impairment            | 9,660            | 8,868            |
| Inherent risk impairment         | <u>9,544</u>     | <u>9,984</u>     |
|                                  | <u>19,204</u>    | <u>18,852</u>    |

The average effective interest rate on the mortgage loan portfolio for the current year is 5.87 % (2016: 6.05%).

## NOTES TO THE FINANCIAL STATEMENTS FOR THE YEAR ENDED DECEMBER 31 2017

(Expressed in Thousands of Trinidad and Tobago dollars)

(continued)

| 9. Property and equipment       | Land &<br>buildings | Motor<br>vehicle | Furniture &<br>equipment | Computer<br>equipment | Artwork     | Clearing<br>Account | 2017           | 2016           |
|---------------------------------|---------------------|------------------|--------------------------|-----------------------|-------------|---------------------|----------------|----------------|
| <b>Cost</b>                     |                     |                  |                          |                       |             |                     |                |                |
| At beginning of the period      | 52,408              | 1,711            | 5,439                    | 9,856                 | 413         | 2,717               | 72,544         | 69,829         |
| Reclassification                | -                   | -                | -                        | -                     | -           | -                   | -              | (971)          |
| Additions                       | 435                 | 594              | 511                      | 3,660                 | (2,717)     | 2,483               | 6,950          |                |
| Disposals                       | <u>(3,853)</u>      | <u>(374)</u>     | <u>(924)</u>             | <u>(4,601)</u>        | <u>(98)</u> | <u>-</u>            | <u>(9,850)</u> | <u>(3,264)</u> |
| At end of period                | <u>48,990</u>       | <u>1,931</u>     | <u>5,026</u>             | <u>8,915</u>          | <u>315</u>  | <u>-</u>            | <u>65,177</u>  | <u>72,544</u>  |
| <b>Accumulated depreciation</b> |                     |                  |                          |                       |             |                     |                |                |
| At beginning of the period      | 17,157              | 428              | 2,072                    | 5,869                 | -           | -                   | 25,526         | 23,630         |
| Current depreciation (Note 23)  | 1,558               | 413              | 671                      | 2,357                 | -           | -                   | 4,999          | 4,848          |
| Depreciation on disposals       | <u>(2,592)</u>      | <u>(86)</u>      | <u>(741)</u>             | <u>(4,573)</u>        | <u>-</u>    | <u>-</u>            | <u>(7,992)</u> | <u>(2,952)</u> |
| At end of period                | <u>16,123</u>       | <u>755</u>       | <u>2,002</u>             | <u>3,653</u>          | <u>-</u>    | <u>-</u>            | <u>22,533</u>  | <u>25,526</u>  |
| Net book value                  | <u>32,867</u>       | <u>1,176</u>     | <u>3,024</u>             | <u>5,262</u>          | <u>315</u>  | <u>-</u>            | <u>42,644</u>  | <u>47,018</u>  |

| 10. Deferred tax assets and liabilities |                |  | 2017           | 2016           |
|---|----------------|--|----------------|----------------|
| Taxation losses                         |                |  | 169,739        | 178,307        |
| Loan fees                               |                |  | 5,745          | 5,455          |
| Pension liability                       |                |  | 4,966          | 4,675          |
| Property and equipment                  |                |  | <u>(417)</u>   | <u>(885)</u>   |
|   |                |  | <u>180,033</u> | <u>187,552</u> |
|   |                | <b>(Charge)/credit<br/>to income<br/>statement</b> |                |                |
|   | <b>2016</b>    |  | <b>OCI</b>     | <b>2017</b>    |
| Taxation losses                         | 178,307        | (8,568)  | -              | 169,739        |
| Loan fees                               | 5,455          | 290  | -              | 5,745          |
| Pension liability                       | 4,675          | (349)  | 640            | 4,966          |
| Property and equipment                  | <u>(885)</u>   | <u>468</u>   | <u>-</u>       | <u>(417)</u>   |
|   | <u>187,552</u> | <u>(8,159)</u>                                     | <u>640</u>     | <u>180,033</u> |

Deferred tax assets are recognized where it is probable that future taxable profit will be available against which the temporary differences can be utilized. Management's retention of this asset is largely based on the tax planning associated with likely corporate restructuring associated with the planned formation of Trinidad and Tobago Mortgage Bank (TIMB). Such restructuring will allow for the use of accumulated income tax losses against future taxable profits in the short to medium term.

**NOTES TO THE FINANCIAL STATEMENTS  
FOR THE YEAR ENDED DECEMBER 31 2017**  
(Expressed in Thousands of Trinidad and Tobago dollars)  
(continued)

**11. Prepayments by mortgagors**

Prepayments by mortgagors reflect payments received by customers primarily for remittance to third parties. During 2013, the company entered into a License to Occupy (LTO) and Rent to Own (RTO) agreement with The Housing Development Corporation which accounts for the increase in the Prepayments by Mortgagors to December 2017.

|           | <b>2017</b>    | <b>2016</b>    |
|-----------|----------------|----------------|
| Escrows   | 168,916        | 149,165        |
| Insurance | 20,605         | 18,340         |
| Other     | <u>3,931</u>   | <u>5,338</u>   |
|           | <u>193,452</u> | <u>172,843</u> |

**12. Amount due under IDB loan programme**

The Company has been appointed agents by the Government of Trinidad and Tobago to disburse funds to beneficiaries under the IDB Settlements Programme. This balance includes funds received and not yet disbursed and repayments from borrowers received and not yet remitted.

**13. Amount due to HDC**

This balance relates to the liability due to HDC from the GOTT's decision to rescind the administered portfolio arrangement with TTMF.

**14. Sundry creditors and accruals**

|  | <b>2017</b>   | <b>2016</b>   |
|--|---------------|---------------|
| Unearned loan fees                       | 19,150        | 18,184        |
| Home Mortgage Bank                       | 4,145         | (193)         |
| Provision for staff costs                | 6,784         | 4,715         |
| Advance - Beneficiary Owned Land Subsidy | 2,826         | 2,826         |
| Mortgage clearing accounts               | 18,747        | 20,243        |
| Other                                    | <u>12,018</u> | <u>6,798</u>  |
|  | <u>63,670</u> | <u>52,573</u> |

**15. Short-term debt**

As at December 31 2017, the outstanding amount represents a Commercial Paper facility arranged through ANSA Merchant Bank Limited maturing September 1, 2018 to assist in the granting of mortgages and operational expenses. The average effective interest rate on short-term debt for the current year is 4.07% (2016: 3.18%).

| <b>Short term debt</b>                             | <b>2016</b>    | <b>2015</b>    |
|--|----------------|----------------|
| Secured:   |                |                |
| ANSA Merchant Bank Limited (Maturing Sept 1, 2018) | 400,000        | 300,000        |
| Citibank Trinidad & Tobago Limited                 | <u>-</u>       | <u>25,000</u>  |
|  | <u>400,000</u> | <u>325,000</u> |

## NOTES TO THE FINANCIAL STATEMENTS FOR THE YEAR ENDED DECEMBER 31 2017

(Expressed in Thousands of Trinidad and Tobago dollars)

(continued)

| 16. Long term debt                      | 2017             | 2016             |
|---|------------------|------------------|
| Government of Trinidad and Tobago Loans |                  |                  |
| - 7.00% debentures 1999/2018            | 2,891            | 5,590            |
| - 7.50% debentures 1999/2018            | 1,396            | 2,693            |
| - 5.00% debentures 1999/2018            | 7,035            | 13,732           |
| - 5.00% debentures 2018                 | <u>127,490</u>   | <u>127,490</u>   |
|   | <u>138,812</u>   | <u>149,505</u>   |
| National Insurance Board Loans          |                  |                  |
| - 5.00% debentures 1999/2018            | 8,766            | 2,486            |
| - 5.00% debentures 1999/2018            | <u>1,274</u>     | <u>17,110</u>    |
|   | <u>10,040</u>    | <u>19,596</u>    |
| Mortgage backed Loans                   |                  |                  |
| - 3.75% debentures 2012/2017            | -                | 108,000          |
| - 4.00% debentures 2012/2019            | 51,750           | 51,750           |
| - 4.95% debentures 2012/2022            | <u>90,250</u>    | <u>90,250</u>    |
|   | <u>142,000</u>   | <u>250,000</u>   |
| <b>Bonds</b>                            |                  |                  |
| 1.125% 1994 Bond Issue 2019             | 5,000            | 7,500            |
| 1.00% 1995 Bond Issue 2020              | 12,387           | 16,516           |
| 10.00% 2000 Bond Issue 2020             | 30,000           | 40,000           |
| 20 Series Bond Issue 2018-2023          | 383,000          | 442,000          |
| 20 Series Bond Issue 2018-2023          | 318,800          | 382,400          |
| 20 Series Bond Issue 2018-2024          | 162,500          | 187,500          |
| 3 Series Bond Issue 2021/2025           | 876,219          | 901,496          |
| 4 yr Demand Loan 2022                   | 150,000          | -                |
| 5 Series Bond Issue 2019-2026           | <u>516,400</u>   | <u>-</u>         |
|   | <u>2,454,306</u> | <u>1,977,412</u> |
|   | 2,745,158        | 2,396,513        |
| Less: unamortised transaction cost      | <u>(45,809)</u>  | <u>(44,606)</u>  |
| Total long term debt                    | <u>2,699,349</u> | <u>2,351,907</u> |

Loans amounting to \$30 million (2016: \$40 million) are fully secured by Government guarantee, whilst debt amounting to \$1,883 million (2016: \$2,163 million) is fully secured by the Company's mortgage assets.

The average effective interest rate on long-term debt for the current year is 4.67% (2016: 4.36%).

**NOTES TO THE FINANCIAL STATEMENTS  
FOR THE YEAR ENDED DECEMBER 31 2017**

(Expressed in Thousands of Trinidad and Tobago dollars)

(continued)

| <b>17. Pension and other post-employment benefits</b>                             | <b>2017</b>     | <b>2016</b>     |
|---|-----------------|-----------------|
| a) Amounts recognised in the statement of financial position:                     |                 |                 |
| Defined benefit obligations   | (62,673)        | (59,912)        |
| Fair value of plan assets   | <u>46,119</u>   | <u>44,327</u>   |
| Net defined benefit liability   | <u>(16,554)</u> | <u>(15,585)</u> |
| b) Amounts recognised in profit or loss   |                 |                 |
| Current service cost  | 3,338           | (15,585)        |
| Interest costs  | 732             | 466             |
| Admin expenses  | <u>121</u>      | <u>93</u>       |
| Net benefit cost  | <u>4,191</u>    | <u>3,676</u>    |
| c) Amounts recognised in other comprehensive income                               |                 |                 |
| Experienced loss – demographic  | 1,951           | 9,353           |
| Experience loss – financial   | <u>180</u>      | <u>229</u>      |
|   | <u>2,131</u>    | <u>9,582</u>    |
| d) Actual return on plan assets   | <u>2,031</u>    | <u>1,735</u>    |
| e) Changes in the present value of the defined benefit obligation are as follows: |                 |                 |
| Opening defined benefit obligation  | 59,912          | 44,739          |
| Current service cost  | 3,338           | 3,118           |
| Interest costs  | 2,942           | 2,050           |
| Members' contributions  | 1,423           | 2,430           |
| Actuarial losses  | 1,951           | 9,353           |
| Benefits paid   | <u>(6,893)</u>  | <u>(932)</u>    |
| Closing defined benefit obligation  | <u>62,673</u>   | <u>59,912</u>   |
| f) Changes in the fair value of plan assets are as follows:                       |                 |                 |
| Opening fair value of plan assets   | 44,327          | 37,690          |
| Expected return   | 2,210           | 1,964           |
| Employer contributions  | 5,352           | 4,723           |
| Members' contributions  | 1,423           | 1,204           |
| Actuarial loss on plan assets   | (179)           | (229)           |
| Administrative expenses   | (121)           | (93)            |
| Benefits paid   | <u>(6,893)</u>  | <u>(932)</u>    |
| Closing fair value of plan assets   | <u>46,119</u>   | <u>44,327</u>   |



**NOTES TO THE FINANCIAL STATEMENTS  
FOR THE YEAR ENDED DECEMBER 31 2017**

(Expressed in Thousands of Trinidad and Tobago dollars)

(continued)

**17. Pension and other post-employment benefits** (continued)

g) The major categories of plan assets as a percentage of total plan assets are as follows:

|  | <b>2017</b> | <b>2016</b> |
|--|-------------|-------------|
| Deposit administration contracts           | <u>100%</u> | <u>100%</u> |
| Summary of principal actuarial assumptions |             |             |
| Discount rate                              | 5.0%        | 5.0%        |
| Salary increases                           | 3.0%        | 4.0%        |

h) The Company is expected to contribute \$5.07 million (2017: \$4.85 million) to its defined benefit plan in 2018.

i) Sensitivity of Present value of Defined Benefit Obligation

|               | <b>1% Increase</b> | <b>1% Decrease</b> |
|---------------|--------------------|--------------------|
| Discount rate | (11,845)           | 15,746             |
| Salary growth | 6,739              | (5,816)            |

The weighted average duration of the obligations is 25 years.

**18. Share capital**

|   | <b>2017</b>   | <b>2016</b>   |
|---|---------------|---------------|
| Authorised<br>Unlimited number of ordinary shares of no par value |               |               |
| Issued and fully paid:<br>2,585,000 shares of no par value        | <u>12,408</u> | <u>12,408</u> |
| Dividend per share is \$15.59 (2016: \$12.85).                    |               |               |

**19. Interest expense**

|  |                 |                 |
|--|-----------------|-----------------|
| Gross interest expense                 | 132,123         | 116,344         |
| Less Government subsidy:               |                 |                 |
| Bonds (Note 15)                        | (1,359)         | (1,722)         |
| 2% and 5% Mortgage Programmes (Note 5) | <u>(73,675)</u> | <u>(42,396)</u> |
| Net interest expense                   | <u>57,089</u>   | <u>72,226</u>   |

**20. Investment income**

|  |               |               |
|--|---------------|---------------|
| Amortization of discount and premium on held-to-maturity investments | 355           | 328           |
| Interest on investments  | <u>21,078</u> | <u>21,135</u> |
|  | <u>21,433</u> | <u>21,463</u> |

**NOTES TO THE FINANCIAL STATEMENTS  
FOR THE YEAR ENDED DECEMBER 31 2017**

(Expressed in Thousands of Trinidad and Tobago dollars)

(continued)

| <b>21. Other income</b>                                   | <b>2017</b>     | <b>2016</b>   |
|---|-----------------|---------------|
| Loan fees   | 2,289           | 1,880         |
| IDB income  | 332             | 394           |
| Home Mortgage Bank service and origination fee            | 4,983           | 3,961         |
| Government assisted programme-Administration fees         | 20,332          | 15,084        |
| Other   | 645             | 1,344         |
|   | <u>28,581</u>   | <u>22,663</u> |
| <br><b>22. Administration expenses</b>                    |                 |               |
| Staff costs (Note 24)                                     | 48,579          | 41,344        |
| Depreciation (Note 8)                                     | 4,999           | 4,848         |
| Legal and professional fees                               | 3,162           | 2,473         |
| Advertising and public relations                          | 3,290           | 2,933         |
| Bank interest and charges                                 | 272             | 539           |
| Bond issue costs  | 4,020           | 3,034         |
| Other   | 9,623           | 5,669         |
|   | <u>73,945</u>   | <u>60,840</u> |
| <br><b>23. Staff costs</b>                                |                 |               |
| Wages, salaries and other benefits                        | 41,008          | 35,751        |
| National insurance  | 2,140           | 1,764         |
| Pension costs and other benefits                          | 5,431           | 3,829         |
|   | <u>48,579</u>   | <u>41,344</u> |
| <br><b>24. Taxation</b>                                   |                 |               |
| <b>a) Components of tax (charge)/income</b>               |                 |               |
| Deferred tax  | (8,159)         | 21,601        |
| Current tax - current year                                | (984)           | (1,020)       |
| Other   | (963)           | (783)         |
|   | <u>(10,106)</u> | <u>19,798</u> |
| <br><b>b) Reconciliation of accounting to tax profit:</b> |                 |               |
| Accounting profit   | 114,806         | 100,727       |
| Income taxes calculated at statutory rate - 25%           | 250             | 250           |
| Income taxes calculated at statutory rate - 30%           | 34,142          | 29,918        |
| Green fund levy   | 963             | 783           |
| Net expenses not allowable for tax                        | 26,855          | 16,358        |
| Tax exempt income   | (52,104)        | (31,333)      |
| Effect of substantively enacted tax rate - 30%            | -               | (35,774)      |
|   | <u>(10,106)</u> | <u>19,798</u> |

## NOTES TO THE FINANCIAL STATEMENTS FOR THE YEAR ENDED DECEMBER 31 2017

(Expressed in Thousands of Trinidad and Tobago dollars)

(continued)

### 25. Mortgage commitments

At December 31 2017, the Company had outstanding commitments totalling \$113.3 million (2016: \$137.6 million), to intending mortgagors.

### 26. Related party transactions

Parties are considered to be related if one has the ability to control or exercise significant influence over the other party in making financial or operational decisions. A number of transactions are entered into with related parties in the normal course of business.

Key management personnel are those persons having authority and responsibility for planning and controlling the activities of the Company.

|  | 2017   | 2016   |
|--|--------|--------|
| <b>Mortgage loans</b>                          |        |        |
| Key management personnel (including Directors) | 3,563  | 3,841  |
| <b>Borrowings and other liabilities</b>        |        |        |
| <b>National Insurance Board</b>                |        |        |
| Interest payable on debt                       | 764    | 1,019  |
| Borrowings                                     | 40,040 | 59,596 |
| <b>Home Mortgage Bank</b>                      |        |        |
| Other liabilities                              | 4,145  | (193)  |
| <b>Interest and other income</b>               |        |        |
| Key management personnel                       | 138    | 127    |
| <b>Borrowings interest and other expense</b>   |        |        |
| National Insurance Board                       | 4,607  | 6,095  |
| <b>Key management compensation</b>             |        |        |
| Short-term benefits                            | 3,080  | 2,923  |
| Post-employment benefits                       | 483    | 398    |
| Directors' remuneration                        | 414    | 402    |

In the normal course of the Company's business, Government and Government-related entities invest in the Company's funding instruments offered to the public. The Government also provides financing for specifically designated arrangements. The Company also administers portfolios for Government and Government-related entities and earns fees for these services. These specific arrangements have been disclosed in the financial statements.

### 27. Contingent liabilities - litigation

As at December 31 2017, there were certain legal proceedings outstanding for the Company. This is expected in the normal course of business, with the re-possession of the underlying collateral supporting mortgage loans in arrears. This is taken into consideration in the establishment of individual and collective provisions in the assessment of the impairment of mortgages.

**NOTES TO THE FINANCIAL STATEMENTS  
FOR THE YEAR ENDED DECEMBER 31 2017**  
(Expressed in Thousands of Trinidad and Tobago dollars)  
(continued)

**28. Capital management**

The Company's objectives when managing capital, which is a broader concept than equity on the face of the statement of financial position, are:

- To safeguard the Company's ability to continue as a going concern so that it can continue to provide returns to shareholders and benefits for other stakeholders; and
- To maintain a strong capital base to support the development of its business.

The Company defines capital as an appropriate mix of debt and equity. Capital increased by \$485 million to \$4.1 billion during the year under review.

The Company reviews its capital adequacy annually at the Asset/Liability Risk Management committee and Board meetings. The Company maintains healthy capital ratios in order to support its business and to maximize shareholder value.

**29. Risk management**

The Company's activities are primarily related to the provision of mortgage loans for the purchase of residential properties. The Company's activities expose it to a variety of financial risks and those activities involve analysis, evaluation, acceptance and management of some degree of risk or combination of risks. Taking risk is core to the financial business, and the operational risks are an inevitable consequence of being in business. The Company's aim is therefore to achieve an appropriate balance between risk and return and minimize potential adverse effects on the Company's financial performance.

The Company's risk management policies are designed to identify and analyse these risks, set appropriate risk limits and controls, and to monitor the risks and adherence to limits by means of reliable and up-to-date information systems. The Company regularly reviews its risk management policies and systems to reflect changes in markets and emerging best practice. The most important types of risk that the Company is exposed to are credit risk, liquidity risk, market risk and other operational risk.

**Risk management structure**

The Board of Directors is ultimately responsible for identifying and controlling risks however, there are separate independent bodies responsible for managing and monitoring risks.

**Board of Directors**

The Board of Directors is responsible for the overall risk management approach and for approving the risk strategies and principles.

**Internal audit**

Risk management processes throughout the Company are audited periodically by the Internal Audit department, which examines both the adequacy of the procedures and the Company's compliance with the procedures. In addition, Internal Audit is responsible for the independent review of risk management and the control environment. Internal Audit discusses the results of all assessments with management, and reports its findings and recommendations to the Audit Committee.

## NOTES TO THE FINANCIAL STATEMENTS FOR THE YEAR ENDED DECEMBER 31 2017

(Expressed in Thousands of Trinidad and Tobago dollars)

(continued)

### 29. Risk management (continued)

#### Credit risk

The Company takes on exposure to credit risk, which is the risk that a counter party will cause a financial loss for the Company either by its unwillingness to perform on an obligation or its ability to perform such an obligation is impaired. The Company manages and controls credit risk by setting limits on the amount of risk it is willing to accept for individual counter-parties and for geographical concentrations, and by monitoring exposures in relation to such limits.

Credit risk is the most important risk that the Company faces; management therefore carefully manages its exposure to credit risk. Credit exposures arise principally in lending activities that lead to mortgage loans, and investment activities that bring debt securities and other bills into the Company's asset portfolio. There is also credit risk in financial instruments, such as loan commitments which is not included in the statement of financial position. These commitments are due within one year of the financial year end.

#### Maximum exposure to credit risk before collateral held or other credit enhancements

The table below show the Company's maximum exposure to credit risk:

| Details                             | Maximum exposure |                  |
|-------------------------------------|------------------|------------------|
|                                     | 2017             | 2016             |
| <b>Financial assets</b>             |                  |                  |
| Mortgage loans                      | 3,561,458        | 3,372,853        |
| Investment securities               | 252,656          | 252,301          |
| Other receivables                   | 32,624           | 4,567            |
| Cash at bank and cash equivalents   | <u>345,020</u>   | <u>46,561</u>    |
| <b>Total gross financial assets</b> | 4,191,758        | 3,676,282        |
| Mortgage commitments                | <u>113,316</u>   | <u>137,600</u>   |
| <b>Total credit risk exposure</b>   | <u>4,305,074</u> | <u>3,813,882</u> |

Of the Investment securities which the Company holds, \$22.64 million was pledged as security for a revolving loan facility at Citibank.

#### Risk limit control and mitigation policies

The Company manages limits and controls concentrations of credit risk wherever they are identified in particular, to individual counterparties.

The Company structures the levels of credit risk it undertakes by placing limits on the amount of risk accepted in relation to one borrower or Company of borrowers and to geographical segments.

Exposure to credit risk is also managed through regular analysis of the ability of borrowers and potential borrowers to meet interest and capital repayment obligations.

The Company has developed a credit risk strategy that establishes the objectives guiding the organization's credit-granting activities and has adopted the necessary policies and procedures for conducting such activities having determined the acceptable risk/reward trade-off for its activities, factoring in the cost of capital. The credit risk strategy, as well as significant credit risk policies are approved and periodically reviewed by the Board of Directors.

## **NOTES TO THE FINANCIAL STATEMENTS FOR THE YEAR ENDED DECEMBER 31 2017**

(Expressed in Thousands of Trinidad and Tobago dollars)

(continued)

### **29. Risk management** (continued)

#### **Credit Risk** (continued)

##### **Risk limit control and mitigation policies** (continued)

The Company's credit strategy reflects its willingness to grant credit based on exposure type residential mortgages, geographic location, maturity and anticipated profitability. The strategy also encompasses the identification of specific target markets.

Concentrations arise when a number of counterparties are engaged in similar activities in the same geographic region that would cause their ability to meet contractual obligations to be similarly affected by changes in economic, political or other conditions. Concentrations indicate the relative sensitivity of the Company's performance to developments affecting a particular geographic location.

In order to avoid excessive concentrations of risk, the Company's policies and procedures include specific guidelines to focus on a diversified portfolio.

Some specific risk control and mitigation measures are outlined below:

#### **(1) Collateral**

The Company employs various policies and practices to mitigate credit risk. The most traditional of these is the taking of security for funds advanced, which is common practice. The Company implements guidelines on the acceptability of specific classes of collateral or credit risk mitigation. The principal collateral type for mortgage loans is charges over residential properties.

Management monitors the market value of collateral at the point of granting the mortgage commitment and during its review of the adequacy of the allowance for impairment losses.

The Company's policy is to dispose of repossessed properties in a structured manner. The proceeds from the sale are used to repay the outstanding amounts. In general, the Company does not occupy repossessed properties for business use.

#### **(2) Lending**

The Company lends up to a maximum of 90% of the property value and 100% under a special programme for projects of The Trinidad and Tobago Housing Development Corporation.

In measuring credit risk of mortgage loans, the Company assesses the probability of default by a counter party on its contractual obligation and the possibility of recovery on defaulted obligations.

The Company assesses the probability of default of individual counterparties using internal rating tools tailored to the various categories of counterparty. These rating tools combine statistical analysis with credit officer judgment and are validated, where appropriate, by comparison with externally available data.

#### **(3) Geographical concentrations**

The Company monitors the financial assets credit risk by geographical concentration to prevent over exposure in any area or any residential housing development. The Company manages its investment portfolio by focusing on maintaining a diversified portfolio and concentration percentages. Identified concentrations of credit risks are controlled and managed accordingly.

The table below breaks down mortgage loans, which are the Company's principal financial asset, by region, based upon where the land and building taxes are paid.

**NOTES TO THE FINANCIAL STATEMENTS  
FOR THE YEAR ENDED DECEMBER 31 2017**

(Expressed in Thousands of Trinidad and Tobago dollars)

(continued)

**29. Risk management (continued)**

**Credit Risk (continued)**

Concentration of risks of financial assets with credit risk exposure

**DETAILS**

|  | 2017                    |                      | 2016                    |                      |
|--|-------------------------|----------------------|-------------------------|----------------------|
|  | \$                      | %                    | \$                      | %                    |
| <b>MORTGAGE LOANS</b>                    |                         |                      |                         |                      |
| ARIMA BOROUGH COUNCIL                    | 476,912                 | 11.38                | 448,111                 | 12.19                |
| CHAGUANAS BOROUGH COUNCIL                | 658,027                 | 15.7                 | 592,079                 | 16.11                |
| COUVA/TABAQUITE/TALPARO REG.             | 326,328                 | 7.78                 | 324,427                 | 8.82                 |
| D/MARTIN REGIONAL CORPORATION            | 227,490                 | 5.43                 | 238,749                 | 6.49                 |
| LAVENTILLE/SAN JUAN REGIONAL CORPORATION | 207,293                 | 4.95                 | 221,990                 | 6.04                 |
| MAYARO/RIO CLARO REGIONAL CORPORATION    | 14,116                  | 0.34                 | 14,954                  | 0.41                 |
| POS CITY COUNCIL                         | 123,054                 | 2.94                 | 115,733                 | 3.15                 |
| PENAL/DEBE REGIONAL CORPORATION          | 73,650                  | 1.76                 | 64,920                  | 1.77                 |
| POINT FORTIN BOROUGH COUNCIL             | 39,230                  | 0.94                 | 41,963                  | 1.14                 |
| PRINCESS TOWN REGIONAL CORPORATION       | 177,689                 | 4.24                 | 85,212                  | 2.32                 |
| SAN FERNANDO CITY COUNCIL                | 354,088                 | 8.45                 | 339,336                 | 9.23                 |
| SANGRE GRANDE REGIONAL CORPORATION       | 108,606                 | 2.59                 | 98,145                  | 2.67                 |
| SCARBOROUGH                              | 25,517                  | 0.61                 | 32,689                  | 0.89                 |
| SIPARIA REGIONAL CORPORATION             | 61,596                  | 1.47                 | 61,892                  | 1.68                 |
| TOBAGO EAST                              | 47,721                  | 1.14                 | 43,763                  | 1.19                 |
| TOBAGO WEST                              | 95,565                  | 2.28                 | 90,228                  | 2.45                 |
| TUNAPUNA/PIARCO REGIONAL CORPORATION     | <u>544,576</u>          | <u>12.96</u>         | <u>558,662</u>          | <u>15.20</u>         |
| <b>TOTAL MORTGAGE LOANS</b>              | <b>3,561,458</b>        | <b>84.96</b>         | <b>3,372,853</b>        | <b>91.75</b>         |
| <b>OTHER FINANCIAL ASSETS</b>            | <u>630,300</u>          | <u>15.04</u>         | <u>303,429</u>          | <u>8.25</u>          |
| <b>TOTAL</b>                             | <u><u>4,191,758</u></u> | <u><u>100.00</u></u> | <u><u>3,616,282</u></u> | <u><u>100.00</u></u> |

## NOTES TO THE FINANCIAL STATEMENTS FOR THE YEAR ENDED DECEMBER 31 2017

(Expressed in Thousands of Trinidad and Tobago dollars)

(continued)

### 29. Risk management (continued)

#### Credit risk (continued)

#### Credit quality per class of financial assets

The Company has determined that credit risk exposure arises from the following statement of financial position lines:

- Mortgage loans
- Investment securities
- Cash and cash equivalents

Mortgage loans are classified based on the arrears position at the end of the financial year in addition to other factors that may threaten the quality of the portfolio.

High grade mortgages are defined as those where loan payments are up to date. Standard grade mortgages are those where loan payments are no more than six months in arrears and sub-standard mortgages are those mortgages over six months in arrears. Individually impaired mortgages are mortgages that are not being serviced, legal action is being taken against the mortgages and specific provisions are made for the impaired portion.

The tables below show the credit quality of mortgage loans as at December 31:

| Mortgage loans | High<br>grade | Standard<br>grade | Sub-<br>standard<br>grade | Individually<br>impaired | Total     |
|----------------|---------------|-------------------|---------------------------|--------------------------|-----------|
| <b>2017</b>    | 3,066,536     | 393,503           | 58,403                    | 43,016                   | 3,561,458 |
| Balance        | 86%           | 11%               | 2%                        | 1%                       | 100%      |
| <b>2016</b>    | 2,969,302     | 304,980           | 56,786                    | 41,785                   | 3,372,853 |
| Balance        | 88%           | 9%                | 2%                        | 1%                       | 100%      |

Investment securities and cash and cash equivalents are classified as 'high grade' where the instruments were issued by the Government or government related organizations. Standard grade assets consist of instruments issued by other reputable financial institutions.

The table below shows the credit quality of investments securities as at December 31:

| Investment securities | High<br>grade | Standard<br>grade | Sub-<br>standard<br>grade | Individually<br>impaired | Total   |
|-----------------------|---------------|-------------------|---------------------------|--------------------------|---------|
| <b>2016</b>           | 252,656       | -                 | -                         | -                        | 252,656 |
| Held-to-maturity      | 100.00%       | -                 | -                         | -                        | 100%    |
| <b>2015</b>           | 251,301       | -                 | -                         | -                        | 252,301 |
| Held-to-maturity      | 100%          | -                 | -                         | -                        | 100%    |



**NOTES TO THE FINANCIAL STATEMENTS  
FOR THE YEAR ENDED DECEMBER 31 2017**  
(Expressed in Thousands of Trinidad and Tobago dollars)  
(continued)

**29. Risk management (continued)**

**Credit risk (continued)**

**Credit quality per class of financial assets (continued)**

The credit quality of cash and cash equivalents as at December 31 2017 and December 31 2016 has been assessed as standard grade.

Management is confident in its ability to continue to ensure minimal exposure of credit risk to the Company resulting

- As at December 31 2017, mortgage loans which represent the largest portion of the Company's financial assets (85%) are backed by collateral. The comparative figure is 92%.
- 1 % of the mortgage loans portfolio is impaired (2016: 1 %). The fair value of collateral supporting these impaired mortgage loans generally exceeds the outstanding balances. Where shortfalls in security values are noted, adequate provisions have been established.

***Impairment assessment***

The main considerations for the mortgage loans impairment assessment include whether any payments of principal or interest are overdue by more than 180 days or whether there are any known difficulties in the cash flows of mortgagors or infringement of the original term of the contract. The Company addresses impairment assessment in two areas: individually assessed allowances and collectively assessed allowances.

***Individually assessed allowances***

The Company determines the allowances appropriate for each significant mortgage loan on an individual basis. Items considered when determining allowance amounts include the availability of other financial support and the realizable value of collateral, and the timing of the expected cash flows. The criteria that the Company uses to determine that there is objective evidence of an impairment loss include:

- Delinquency in contractual payments of principal or interest;
- Breach of loan covenants or conditions and
- Initiation of bankruptcy proceedings.

The impairment losses are evaluated at each reporting date, unless unforeseen circumstances require more careful attention:

The fair value of individually impaired loans is determined by reference to external valuations or valuations updated by Management based on their knowledge of recent comparable transactions. No interest is accrued on individually impaired mortgage loans.

Where it is determined that the realizable value of collateral is insufficient to offset the balance of an impaired loan, the allowance account is offset against the receivable and the remaining balance is written off.

Legal action may be initiated against the mortgagor for the outstanding balance. If monies are recovered, these are offset against bad debt expense.

The carrying amounts of impaired financial assets are not otherwise directly reduced.

## NOTES TO THE FINANCIAL STATEMENTS FOR THE YEAR ENDED DECEMBER 31 2017

(Expressed in Thousands of Trinidad and Tobago dollars)

(continued)

### 27. Risk management (continued)

#### Credit risk (continued)

#### Credit quality per class of financial assets (continued)

##### *Mortgage loans - individually impaired*

The individually impaired loans and advances to customers before taking into consideration the cash flows from collateral held is \$43 million (2016: \$41.8 million). The breakdown of the gross amount of individually impaired loans and advances, along with the fair value of the related collateral held by the Company as security, are as follows:

|   | 2017          | 2016          |
|---|---------------|---------------|
| <b>Mortgage loans - individually impaired</b>               |               |               |
| Total   | <u>43,016</u> | <u>41,785</u> |
| Fair value of collateral (before factoring in time to sell) | <u>43,307</u> | <u>42,411</u> |

##### *Collectively assessed allowances*

Allowances are assessed collectively for losses on mortgage loans that are not individually significant and for individually significant loans where there is not yet objective evidence of individual impairment.

The collective assessment takes account of impairment that is likely to be present in the portfolio even though there is not yet objective evidence of the impairment in an individual assessment. Impairment assessments are estimated by taking into consideration the current economic conditions, the approximate delay between the time a loss is likely to have been incurred and the time it will be identified as requiring an individually assessed impairment allowance, and expected receipts and recoveries once impaired.

The following is a reconciliation of the movement in the impairment provision:

| Impairment Provision<br>Details | 2017                |                     |                      | 2016                |                     |                      |
|---------------------------------|---------------------|---------------------|----------------------|---------------------|---------------------|----------------------|
|                                 | Individual          | Collective          | Total                | Individual          | Collective          | Total                |
| Beginning balance               | 8,868               | 9,984               | 18,852               | 7,162               | 8,127               | 15,289               |
| Amounts written off             | (521)               | (521)               | -                    | (1,261)             | -                   | (1,261)              |
| Provision for the year          | <u>1,313</u>        | <u>(440)</u>        | <u>873</u>           | <u>2,967</u>        | <u>1,857</u>        | <u>4,824</u>         |
| Balance at year end             | <u><u>9,660</u></u> | <u><u>9,544</u></u> | <u><u>19,204</u></u> | <u><u>8,868</u></u> | <u><u>9,984</u></u> | <u><u>18,852</u></u> |

##### *Reposessed collateral*

Reposessed properties are sold as soon as practicable, with the proceeds used to reduce the outstanding indebtedness. The fair value (after factoring in time to sell) of reposessed properties as at December 31 2017 is \$53.1 million (2016: \$47.13 million).

## NOTES TO THE FINANCIAL STATEMENTS FOR THE YEAR ENDED DECEMBER 31 2017

(Expressed in Thousands of Trinidad and Tobago dollars)  
(continued)

### 29. Risk management (continued)

#### Credit risk (continued)

#### Credit quality per class of financial assets (continued)

##### *Market risk*

Market risk is the risk that the fair value or future cash flows of financial instruments will fluctuate because of changes in market prices. Market risk comprises of interest rate risk, currency risk and other price risk. The Company has no significant exposure to currency risk and other price risk.

##### *Interest rate risk*

The Company is exposed to risks associated with the effects of fluctuations in the prevailing levels of market interest rates. This exposure is concentrated in the Company's financial liabilities, because the majority of the Company's financial assets carry stable interest rates where movements in market rates will not affect the statement of income.

#### i. Financial assets

##### a) Mortgage loans

Mortgage loans account for 81 % (2016: 86%) of the Company's total assets. A Ministerial decree is required by the Company for any changes in mortgage interest rates. There were no changes to interest rates since 2012.

##### b) Investment securities

Investments securities account is 6% (2016: 6%) of the Company's total assets. These are held-to-maturity financial assets comprising of fixed rate bonds.

#### ii. Financial liabilities

Long-term and short-term debt accounts for 97% (2016: 97%) of the Company's financial liabilities. This is made up of fixed and floating bonds and debentures as follows:

|                 | 2017             | %          | 2016             | %          |
|-----------------|------------------|------------|------------------|------------|
| Short-term debt |                  |            |                  |            |
| Fixed           | <u>400,000</u>   | <u>100</u> | <u>325,000</u>   | <u>100</u> |
| Long-term debt  |                  |            |                  |            |
| Fixed           | 2,651,962        | 98         | 2,287,891        | 97         |
| Floating        | <u>47,387</u>    | <u>2</u>   | <u>64,016</u>    | <u>3</u>   |
|                 | <u>2,699,349</u> | <u>100</u> | <u>2,351,907</u> | <u>100</u> |
| Total debt      | <u>3,099,349</u> |            | <u>2,676,907</u> |            |

## NOTES TO THE FINANCIAL STATEMENTS FOR THE YEAR ENDED DECEMBER 31 2017

(Expressed in Thousands of Trinidad and Tobago dollars)

(continued)

### 29. Risk management (continued)

#### *Interest rate risk (continued)*

#### ii. Financial liabilities (continued)

Long-term and short-term debt is mainly fixed. However, we have assessed the impact of a 100 basis points change in interest rates on the long-term floating debt. Such movement is believed by management to represent those variable changes which are reasonably possible as at the balance sheet date.

The following table demonstrates the sensitivity to a reasonable possible change in interest rates, with all other variables held constant, on the Company's income. This change in interest rates does not give rise to changes in equity.

#### Effect on profit after tax of a 100 basis points change in interest rates

|                         | 100 Basis Points |          |
|-------------------------|------------------|----------|
|                         | Increase         | Decrease |
| <b>December 31 2017</b> |                  |          |
| Profit before tax       | 1,148            | (1,148)  |
| Tax impact 25%          | (344)            | 344      |
| Profit after tax        | 804              | (804)    |
| <b>December 31 2016</b> |                  |          |
| Profit before tax       | 1,007            | (1,007)  |
| Tax impact 25%          | (252)            | 252      |
| Profit after tax        | 755              | (755)    |

Interest rate risk is further mitigated by the subsidies received from the Government in support of granting subsidized mortgages. These subsidies serve to reduce borrowing cost.

#### *Liquidity risk*

Liquidity risk is financial risk due to uncertain liquidity. It is the risk that the Company is unable to meet its payment obligations associated with its financial liabilities when they fall due and to replace funds when they are withdrawn. The Company might lose liquidity if it experiences sudden unexpected cash outflows, or some other event causes counterparties to avoid trading with the Company. The consequence may be the failure to meet obligations to repay debts and fulfil commitments to lend.

#### *Liquidity risk management process*

The Company's liquidity management process includes:

- Day-to-day funding, managed by monitoring future cash flows to ensure that requirements can be met. These include replenishment of funds as they mature or are borrowed by customers;
- Maintaining a portfolio of highly marketable assets that can easily be liquidated as protection against any unforeseen interruption to cash flow;
- Diversification of its funding base through access to an expanded range in terms of the number of financial institutions and longer term financing tenure;
- Monitoring balance sheet liquidity ratios against internal requirements; and
- Managing the concentration and profile of debt maturities.

**NOTES TO THE FINANCIAL STATEMENTS  
FOR THE YEAR ENDED DECEMBER 31 2017**

(Expressed in Thousands of Trinidad and Tobago dollars)

(continued)

**29. Risk management (continued)**

*Liquidity risk management process (continued)*

The Company also monitors unmatched medium-term assets, the level and type of undrawn lending commitments and the usage of overdraft facilities.

The table below summarises the maturity profile of the Company's financial liabilities at December 31 based on contractual undiscounted cash flow repayment obligations.

*Liquidity risk management process*

| <b>2017</b>                                     | <b>Up to 1 year<br/>\$'000</b> | <b>One to five years<br/>\$'000</b> | <b>Over 5 years<br/>\$'000</b> | <b>Total<br/>\$'000</b> |
|---|--------------------------------|-------------------------------------|--------------------------------|-------------------------|
| <b>Liabilities</b>                              |                                |                                     |                                |                         |
| Amounts due under IDB loan programme            | 331                            | –                                   | –                              | 331                     |
| Short-term debt                                 | 400,000                        | –                                   | –                              | 400,000                 |
| Interest payable on debt                        | 35,364                         | –                                   | –                              | 35,364                  |
| Sundry creditors and accruals                   | 63,670                         | –                                   | –                              | 63,670                  |
| Long-term debt                                  | <u>336,720</u>                 | <u>1,868,745</u>                    | <u>493,884</u>                 | <u>2,699,349</u>        |
| <b>Total undiscounted financial liabilities</b> | <u>836,085</u>                 | <u>1,868,745</u>                    | <u>493,884</u>                 | <u>3,198,714</u>        |

| <b>2015</b>                                     | <b>Up to 1 year<br/>\$'000</b> | <b>One to five years<br/>\$'000</b> | <b>Over 5 years<br/>\$'000</b> | <b>Total<br/>\$'000</b> |
|---|--------------------------------|-------------------------------------|--------------------------------|-------------------------|
| <b>Liabilities</b>                              |                                |                                     |                                |                         |
| Amounts due under IDB loan programme            | 507                            | –                                   | –                              | 507                     |
| Short-term debt                                 | 325,000                        | –                                   | –                              | 325,000                 |
| Interest payable on debt                        | 30,382                         | –                                   | –                              | 30,382                  |
| Sundry creditors and accruals                   | 52,573                         | –                                   | –                              | 52,573                  |
| Long-term debt                                  | <u>317,755</u>                 | <u>1,593,426</u>                    | <u>440,726</u>                 | <u>2,351,907</u>        |
| <b>Total undiscounted financial liabilities</b> | <u>726,217</u>                 | <u>1,593,426</u>                    | <u>440,726</u>                 | <u>2,760,369</u>        |

**Funding approach**

Sources of liquidity are regularly reviewed to maintain a wide diversification by provider and term.

## **NOTES TO THE FINANCIAL STATEMENTS FOR THE YEAR ENDED DECEMBER 31 2017**

(Expressed in Thousands of Trinidad and Tobago dollars)

(continued)

### **29. Risk management (continued)**

#### **Fair value of financial assets and liabilities**

The Company computes the estimated fair value of all financial instruments held at the statement of financial position date and separately discloses information where the fair values are different from the carrying values. As at December 31 2017, carrying values approximated their fair values for all classes of financial instruments as follows:

Financial instruments where the carrying values are assumed to approximate to their fair values, due to their short-term to maturity include cash and cash equivalents, debtors and prepayments, short-term debt and sundry creditors and accruals.

The fair value of fixed rate financial assets and liabilities carried at amortised cost are estimated by comparing market interest rates when they were first recognised with current market rates offered for similar financial instruments. The carrying value of Investment securities and floating long term debt approximate their fair values as market rates are comparable with the instruments' actual interest rates.

The Company's loan portfolio is net of specific provisions for impairment and a general provision. The fair value of performing mortgages approximates the present value of the estimated future cash flows discounted at the current market rate of return having factored in the subsidies received from the Government.

The Company's assets are all classified as Level 2. Included in the Level 2 category are financial assets that are measured using valuation techniques based on assumptions that are supported by prices from observable current market transactions and for which pricing is obtained via pricing services, but where prices have not been determined in an active market. This includes financial assets valued using the Company's own models whereby the majority of assumptions is market observable.

For the year ended December 31, 2017 there was no transfers of assets among any level (2016: no transfers).

#### **Operational risk**

Operational risk is the risk of loss arising from systems failure, human error, fraud or external events. When controls fail to perform, operational risks can cause damage to reputation, have legal or regulatory implications, or lead to financial loss. The Company cannot expect to eliminate all operational risks, but through a controlled framework and by monitoring and responding to potential risks, the Company is able to manage the risks. Controls include a periodically reviewed disaster recovery plan and business continuity plan, effective segregation of duties, access, authorization and reconciliation procedures, staff training and development and assessment processes.

**NOTES TO THE FINANCIAL STATEMENTS  
FOR THE YEAR ENDED DECEMBER 31 2017**

(Expressed in Thousands of Trinidad and Tobago dollars)

(continued)

**30. Maturity analysis of assets and liabilities**

The table below analyses the assets and liabilities on the remaining period at December 31 2017 to the contractual maturity date. See Note 29 - 'Risk management: Liquidity risk management process' for an analysis of the financial liabilities based on contractual undiscounted repayment obligations.

| 2017                                 | Up to 1 year<br>\$'000 | Over 1 year<br>\$'000 | Total<br>\$'000  |
|--------------------------------------|------------------------|-----------------------|------------------|
| <b>Assets</b>                        |                        |                       |                  |
| Cash and cash equivalents            | 345,020                | –                     | 345,020          |
| GORTT Subsidy Receivable             | 28,057                 | –                     | 28,057           |
| Debtors and pre-payments             | 7,227                  | –                     | 7,227            |
| Investment securities                | –                      | 252,656               | 252,656          |
| Mortgage loans                       | 173,548                | 3,373,178             | 3,546,726        |
| Property and equipment               | –                      | 42,644                | 42,644           |
| Deferred tax asset                   | –                      | 180,033               | 180,033          |
|                                      | <u>553,852</u>         | <u>3,848,511</u>      | <u>4,402,363</u> |
| <b>Liabilities</b>                   |                        |                       |                  |
| Prepayments by mortgagors            | 193,452                | –                     | 193,452          |
| Amounts due under IDB loan programme | 331                    | –                     | 331              |
| Amount due to HDC                    | 858                    | –                     | 858              |
| Sundry creditors and accruals        | 63,670                 | –                     | 63,670           |
| Short-term debt                      | 400,000                | –                     | 400,000          |
| Interest payable on debt             | 35,364                 | –                     | 35,364           |
| Long-term debt                       | 336,720                | 2,362,629             | 2,699,349        |
| Pension plan liability               | –                      | 16,554                | 16,554           |
|                                      | <u>1,030,325</u>       | <u>2,379,183</u>      | <u>3,409,578</u> |

**NOTES TO THE FINANCIAL STATEMENTS  
FOR THE YEAR ENDED DECEMBER 31 2017**

(Expressed in Thousands of Trinidad and Tobago dollars)

(continued)

**30. Maturity analysis of assets and liabilities** (continued)

| 2016                                  | Up to 1 year<br>\$'000 | Over 1 year<br>\$'000 | Total<br>\$'000  |
|---------------------------------------|------------------------|-----------------------|------------------|
| <b>Assets</b>                         |                        |                       |                  |
| Cash and cash equivalents             | 46,561                 | –                     | 46,561           |
| Debtors and pre-payments              | 6,753                  | –                     | 6,753            |
| Investment securities                 | –                      | 252,301               | 252,301          |
| Mortgage loans                        | 3,147,748              | 3,147,748             | 3,356,053        |
| Property and equipment                | –                      | 47,018                | 47,018           |
| Deferred tax asset                    | –                      | 187,552               | 187,552          |
|                                       | <u>261.619</u>         | <u>3.634.619</u>      | <u>3.896.238</u> |
| <b>Liabilities</b>                    |                        |                       |                  |
| Prepayments by mortgagors             | 172,843                | –                     | 172,843          |
| Amounts due under IDB loan programme  | 507                    | –                     | 507              |
| Amount due to HDC                     | 858                    | –                     | 858              |
| Sundry creditors and accruals         | 52,573                 | –                     | 52,573           |
| Short-term debt                       | 325,000                | –                     | 325,000          |
| Interest payable on debt              | 30,382                 | –                     | 30,382           |
| Long-term debt                        | 317,755                | 2,034,152             | 2,351,907        |
| Subsidy 2% and 5% mortgage programmes | 16,716                 | –                     | 16,716           |
| Pension plan liability                | –                      | 15,585                | 15,585           |
|                                       | <u>916.634</u>         | <u>2.049.737</u>      | <u>2.966.371</u> |

**31. Dividends paid**

Dividends paid are analysed as follows:

|                                   | 2017            | 2016            |
|-----------------------------------|-----------------|-----------------|
| Final dividend– \$15.59 per share |                 |                 |
| (2016: \$12.85 per share)         | <u>(40,291)</u> | <u>(33,227)</u> |

**32. Events after the reporting period**

There were no material events after the statement of financial position date which requires adjustment or disclosure in the financial statements as at March 27 2018.







Trinidad & Tobago  
Mortgage Finance  
Company Limited

***From here... to Home.***



**CALL:** 623-TTMF (8863) or 625-TTMF (8863)



**VISIT ANY OF OUR BRANCHES:**

Port of Spain | Arima | Chaguanas | San Fernando | Tobago



**EMAIL:** [info@ttmf-mortgages.com](mailto:info@ttmf-mortgages.com)



**WEBSITE:** [www.ttmf-mortgages.com](http://www.ttmf-mortgages.com)

